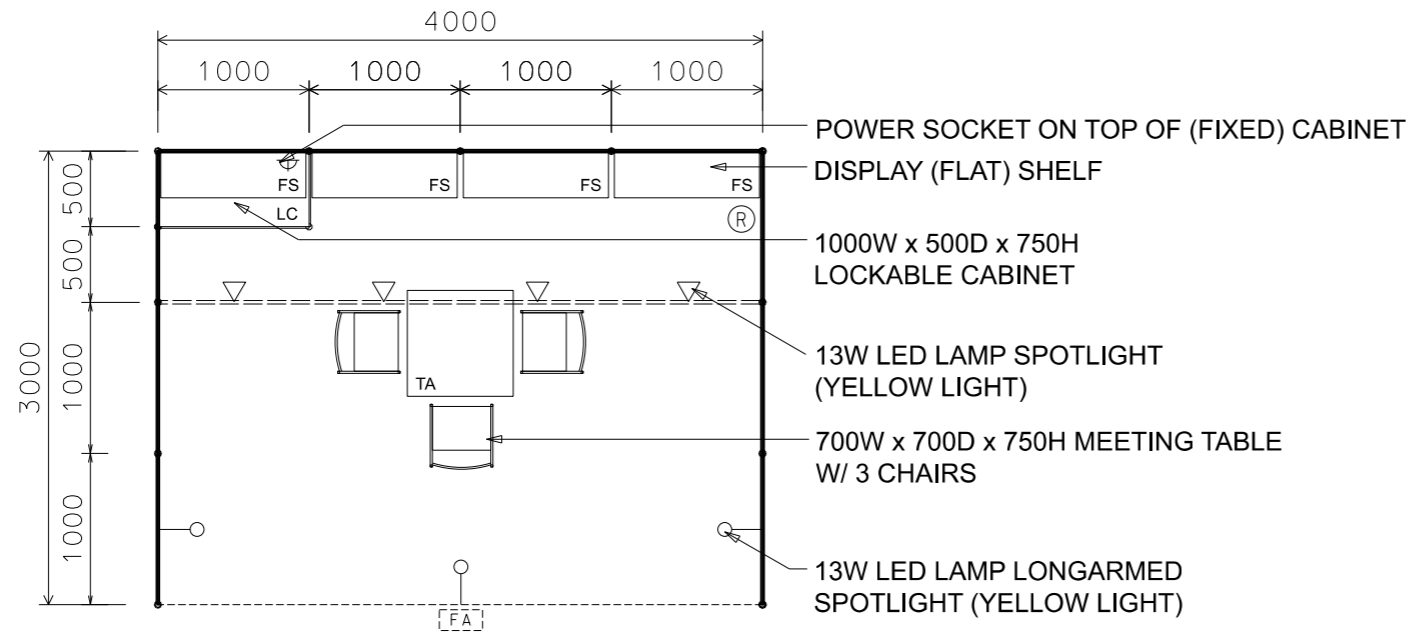
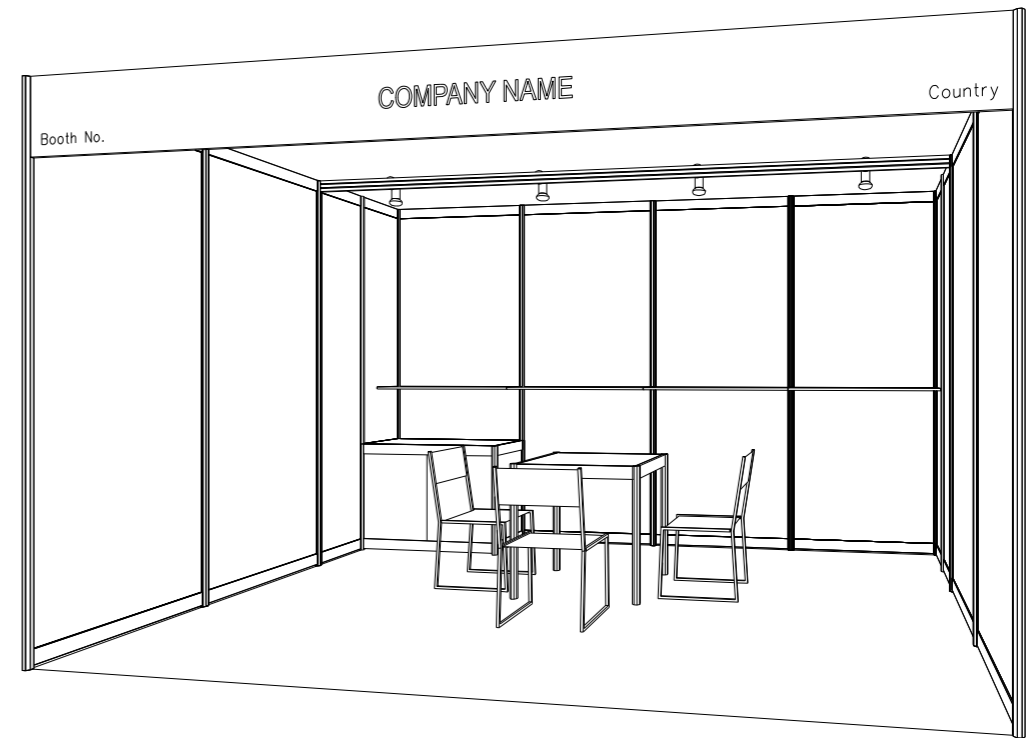


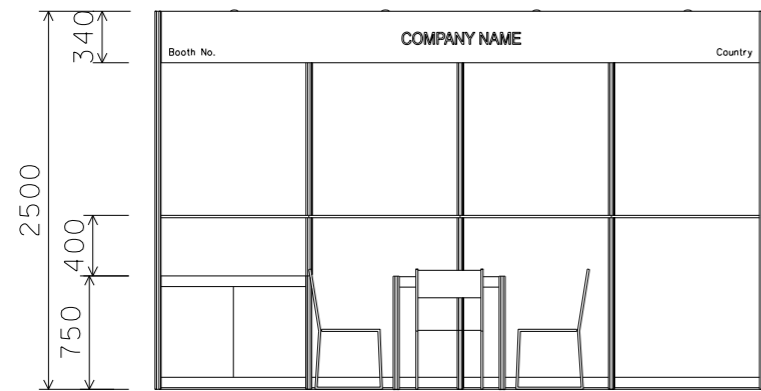
4M x 3M STANDARD BOOTH



LAYOUT PLAN



PERSPECTIVE



FRONT ELEVATION

BOOTH SPECIFICATION		QTY
LC	Lockable cabinet (1000W x 500D x 750H) 儲物櫃	1
FS	Wooden shelf (flat) (1000W x 300D) 陳列架	4
TA	Square meeting table (700W x 700D x 750H) 桌子	1
	Black leather chair 椅子	3
▽	13 watt LED lamp spotlight (Yellow Light) 13瓦特LED燈膽短臂射燈 (黃光)	4
⦿	13 watt LED lamp longarmed spotlight (Yellow Light) 13瓦特LED燈膽長臂射燈 (黃光)	3
-----	H70mm CEILING BEAM 天花橫樑	4M
⦿	500w Square pin power socket 插座	1
(R)	Rubbish Bin 垃圾桶	1
[FA]	Company Fascia 公司招牌板	1
	Carpet (12sqm) 地毯	1

FILE PATH - I:\a-Booth drawing\1027 ECO Expo\CR_internal use\Booth.dgn



NOTES UNLESS OTHERWISE SPECIFIED ALL DIMENSIONS ARE IN MM.

.....

.....

REVISION

DATE:

SCALE:

DRAWN BY:

CHECKED BY:

.

1 : 50 (A3)

.....

.....

TITLE

4x3 STANDARD BOOTH

PROJECT

ECO EXPO ASIA

DATE:

SHEET

BO3A