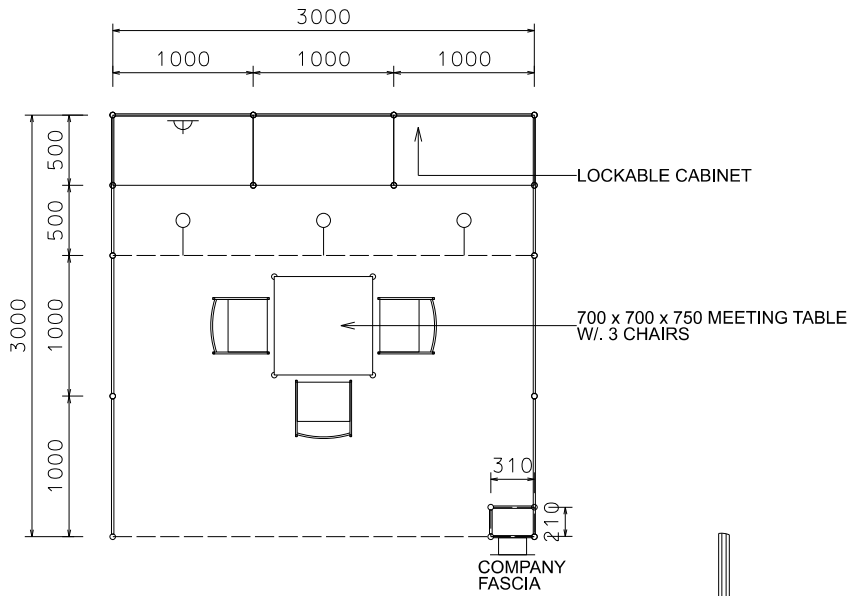
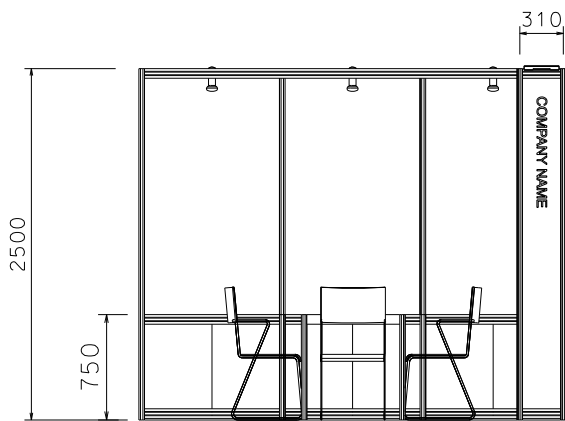




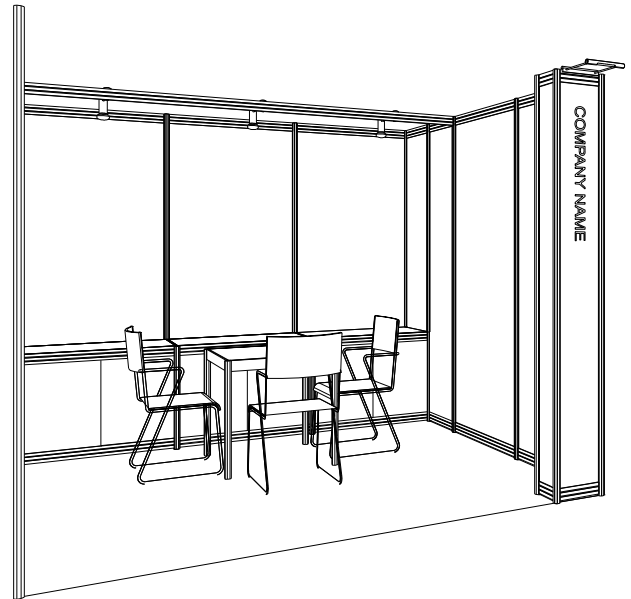
3x3 Open Booth
三米乘三米開放展台



PLAN



ELEVATION



PERSPECTIVE

BOOTH SPECIFICATIONS		QTY.
	1000W x 500D x 750H LOCKABLE CABINET	3
	700W x 700D x 750H MEETING TABLE	1
	BLACK LEATHER CHAIR	3
	24W LED GILBERT LAMP	1
	13W LED LAMP LONGARMED SPOTLIGHT (YELLOW LIGHT)	3
	500W SOCKET	1
	H70mm CEILING BEAM	3M
	RUBBISH BIN & CARPET (9sqm.)	