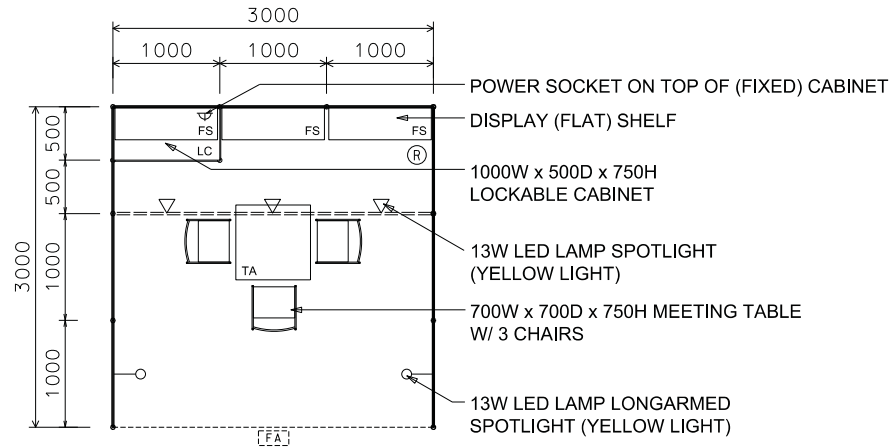
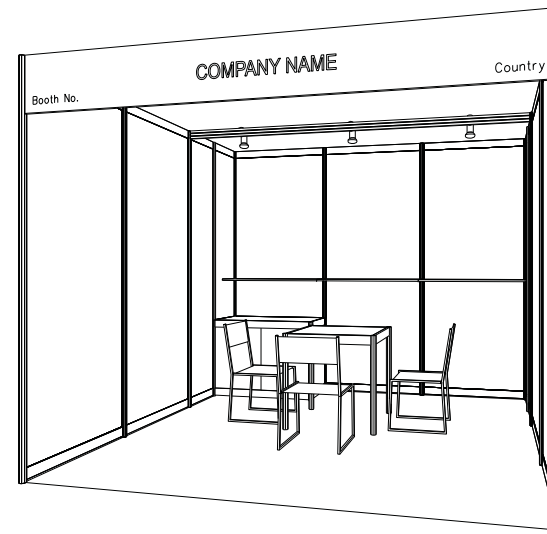


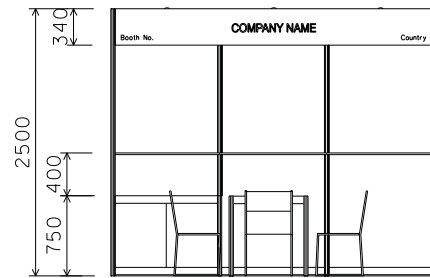
# 3M x 3M STANDARD BOOTH



LAYOUT PLAN



PERSPECTIVE



FRONT ELEVATION

BOOTH SPECIFICATION		QTY
LC	Lockable cabinet (1000W x 500D x750H) 儲物櫃	1
FS	Wooden shelf (flat) (1000W x 300D) 陳列架	3
TA	Square meeting table (700W x 700D x 750H) 桌子	1
	Black leather chair 椅子	3
▽	13 watt LED lamp spotlight (Yellow Light) 13瓦特LED燈膽短臂射燈 (黃光)	3
⊙	13 watt LED lamp longarmed spotlight (Yellow Light) 13瓦特LED燈膽長臂射燈 (黃光)	2
-----	H70mm CEILING BEAM 天花橫樑	3M
▽	500w Square pin power socket 插座	1
Ⓡ	Rubbish Bin 垃圾桶	1
FA	Company Fascia 公司招牌板	1
	Carpet (9sqm) 地毯	1