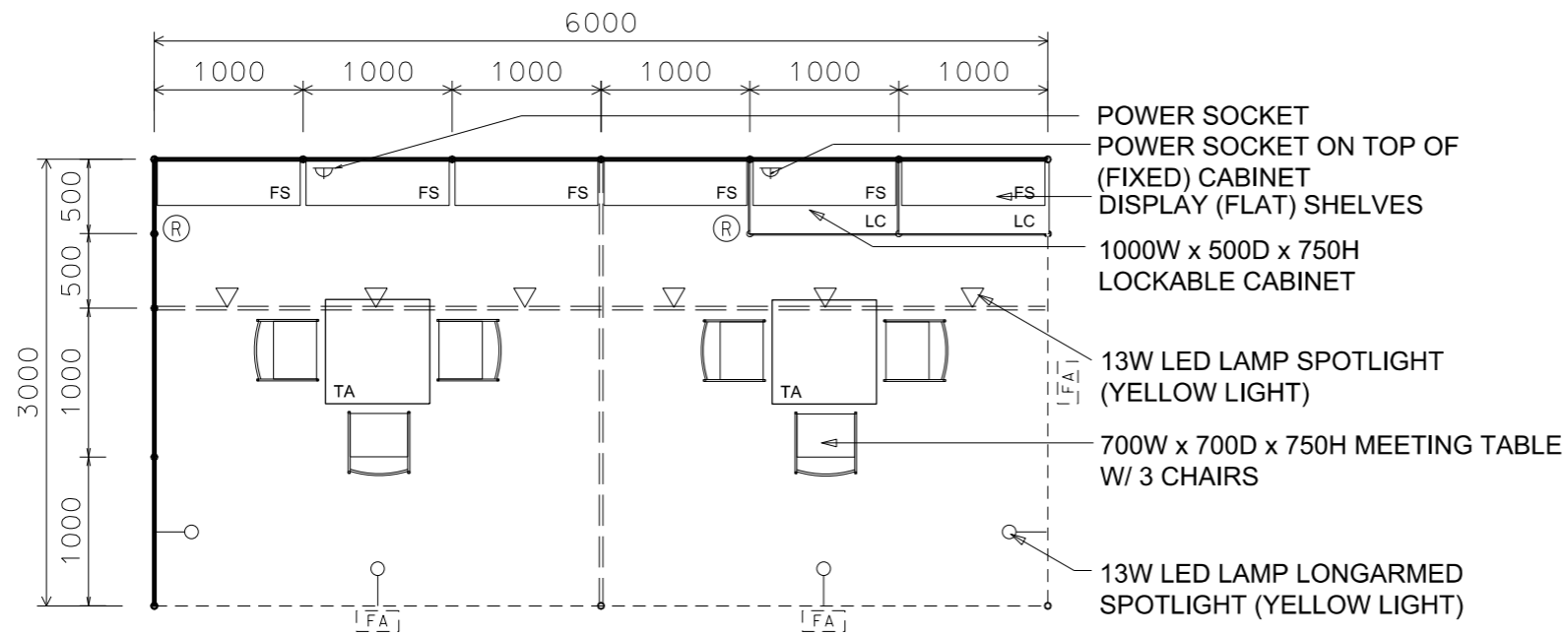



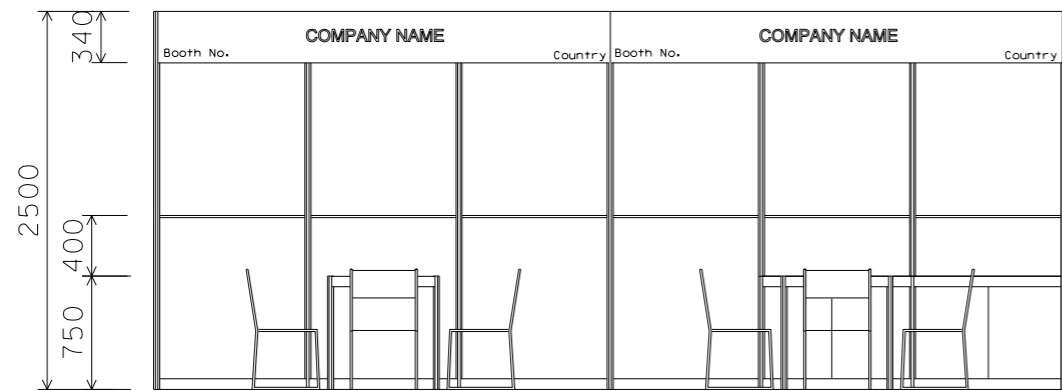
6M x 3M STANDARD BOOTH - RIGHT CORNER



LAYOUT PLAN



PERSPECTIVE



FRONT ELEVATION

BOOTH SPECIFICATION		QTY
LC	Lockable cabinet (1000W x 500D x 750H) 儲物櫃	2
FS	Wooden shelf (flat) (1000W x 300D) 陳列架	6
TA	Square meeting table (700W x 700D x 750H) 桌子	2
	Black leather chair 椅子	6
▽	13 watt LED lamp spotlight (Yellow Light) 13瓦特LED燈膽短臂射燈 (黃光)	6
⊙	13 watt LED lamp longarmed spotlight (Yellow Light) 13瓦特LED燈膽長臂射燈 (黃光)	4
----	H70mm CEILING BEAM 天花橫樑	9M
⊔	500w Square pin power socket 插座	2
Ⓡ	Rubbish Bin 垃圾桶	2
FA	Company Fascia 公司招牌板	3
	Carpet (18sqm) 地毯	1

FILE PATH - I:\a-Booth drawing\1027 ECO Expo\CR_internal use\Booth.dgn



NOTES UNLESS OTHERWISE SPECIFIED ALL DIMENSIONS ARE IN MM.

.....

.....

REVISION

DATE: .
 SCALE: 1 : 50 (A3)
 DRAWN BY:
 CHECKED BY:

TITLE
 6x3 STANDARD BOOTH
 (RIGHT CORNER)

PROJECT
 ECO EXPO ASIA
 DATE: .

SHEET
 B05C