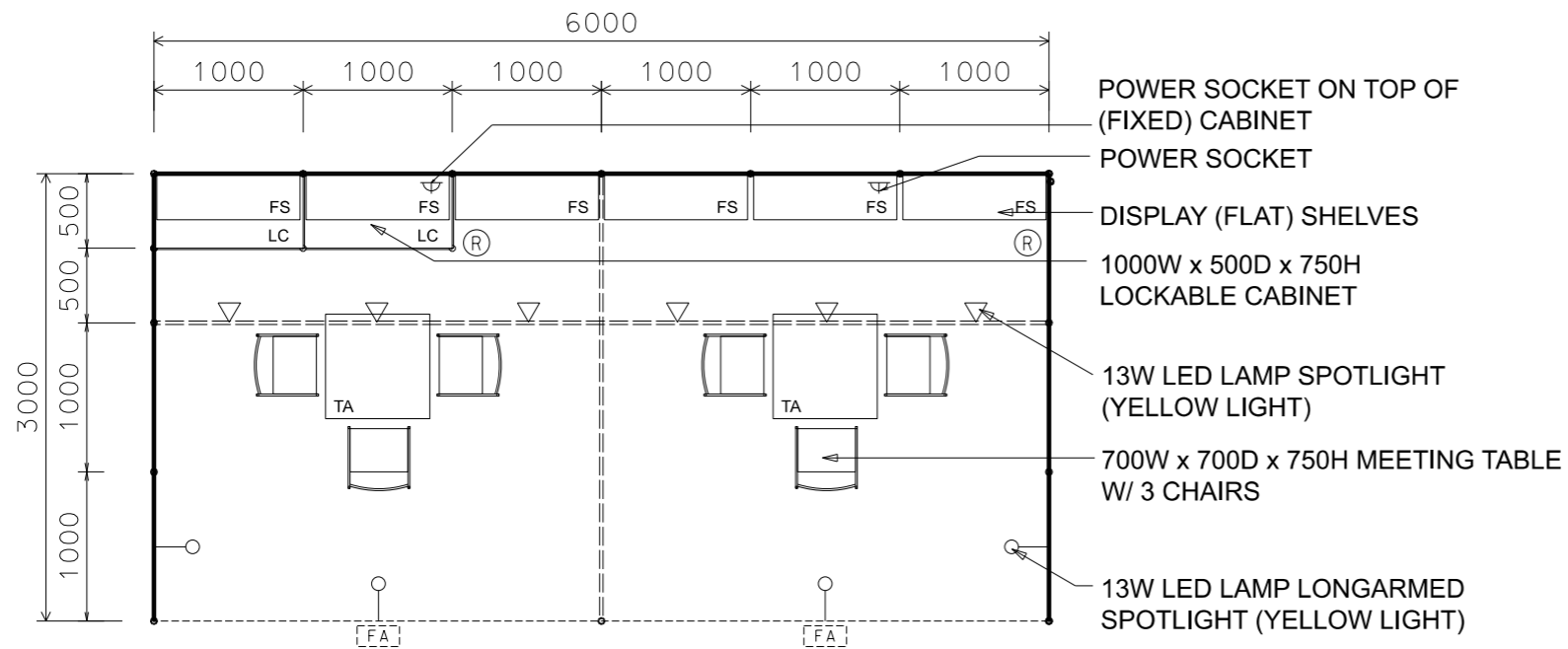
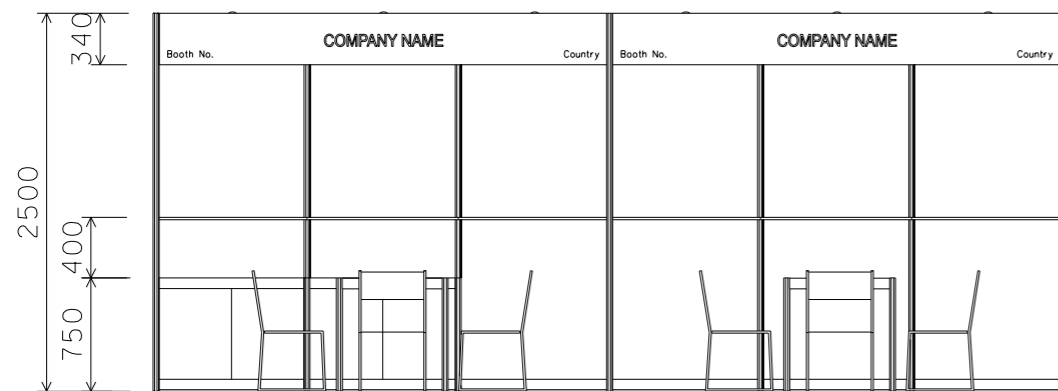


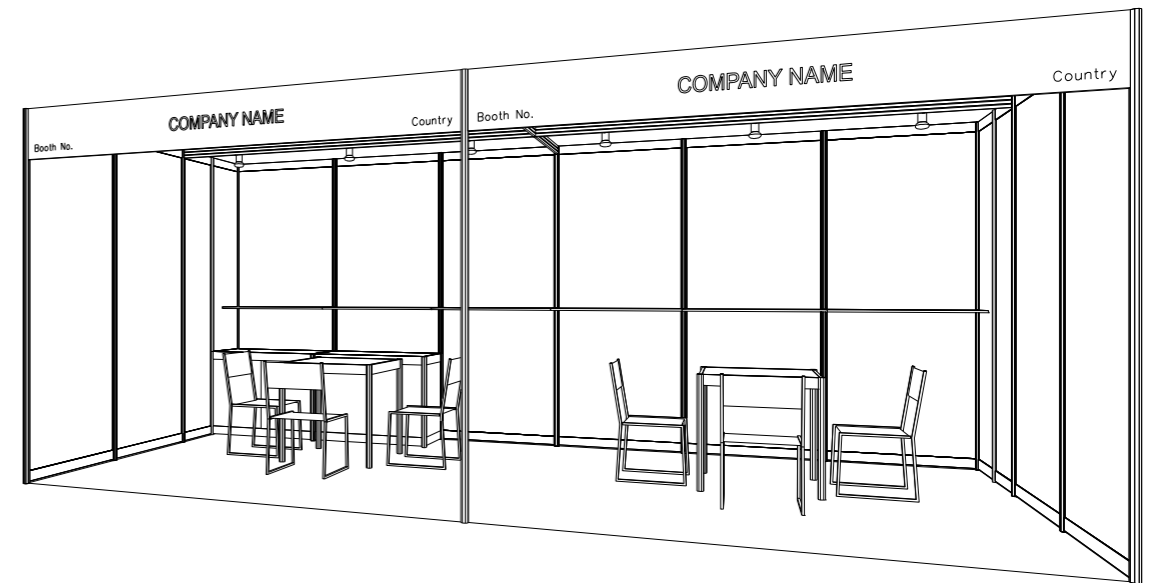
6M x 3M STANDARD BOOTH



LAYOUT PLAN



FRONT ELEVATION



PERSPECTIVE

| BOOTH SPECIFICATION | | QTY |
|---------------------|--|-----|
| LC | Lockable cabinet (1000W x 500D x 750H) 儲物櫃 | 2 |
| FS | Wooden shelf (flat) (1000W x 300D) 陳列架 | 6 |
| TA | Square meeting table (700W x 700D x 750H) 桌子 | 2 |
| | Black leather chair 椅子 | 6 |
| ▽ | 13 watt LED lamp spotlight (Yellow Light) 13瓦特LED燈膽短臂射燈 (黃光) | 6 |
| ⦿ | 13 watt LED lamp longarmed spotlight (Yellow Light) 13瓦特LED燈膽長臂射燈 (黃光) | 4 |
| ----- | H70mm CEILING BEAM 天花橫樑 | 9M |
| ⦿ | 500w Square pin power socket 插座 | 2 |
| Ⓡ | Rubbish Bin 垃圾桶 | 2 |
| [FA] | Company Fascia 公司招牌板 | 2 |
| | Carpet (18sqm) 地毯 | 1 |

FILE PATH - I:\a-Booth drawing\1027 ECO Expo\CR_internal use\Booth.dgn



NOTES UNLESS OTHERWISE SPECIFIED ALL DIMENSIONS ARE IN MM.

.....

.....

REVISION

| | |
|-------------|-------------|
| DATE: | . |
| SCALE: | 1 : 50 (A3) |
| DRAWN BY: | |
| CHECKED BY: | |

TITLE
6x3 STANDARD BOOTH

PROJECT
ECO EXPO ASIA

DATE:

SHEET

B05A