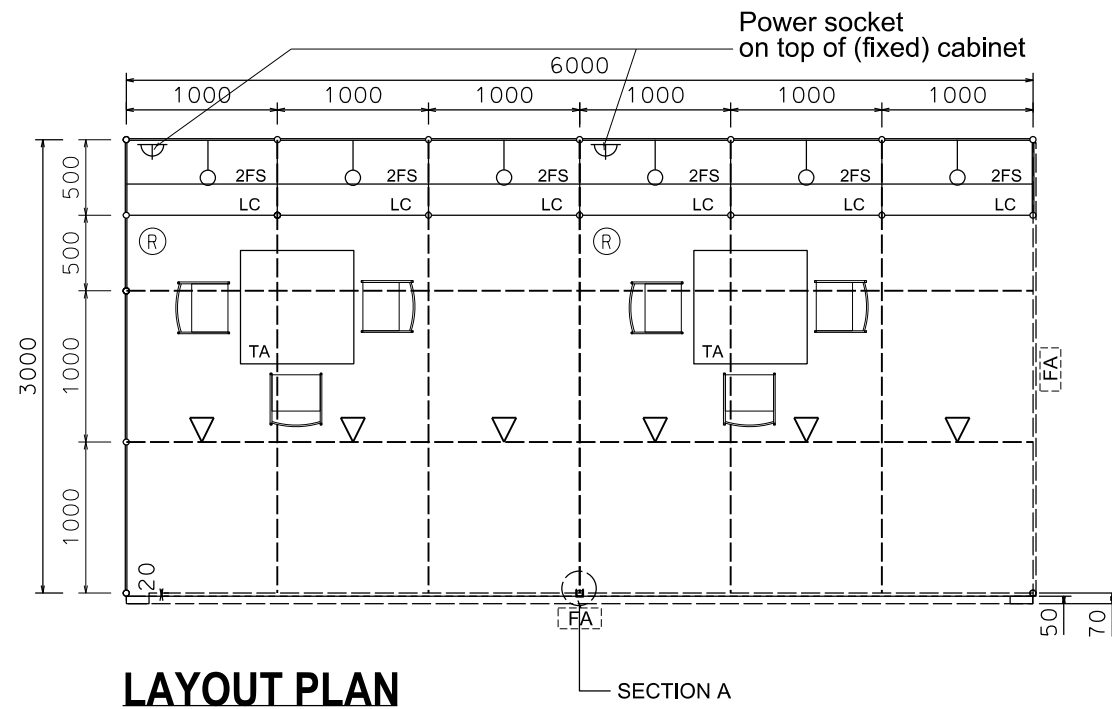
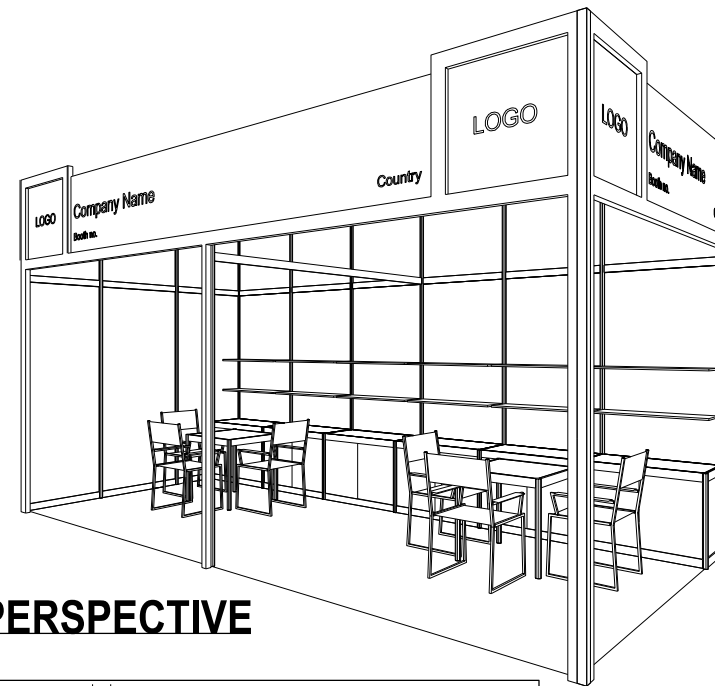



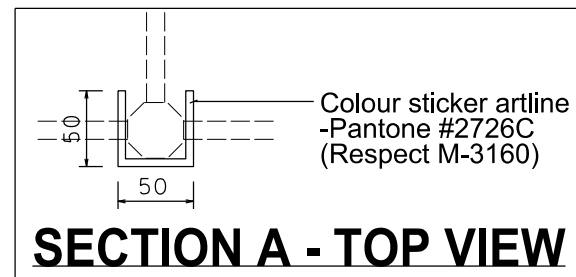
6M x 3M Premium Booth - Right Corner



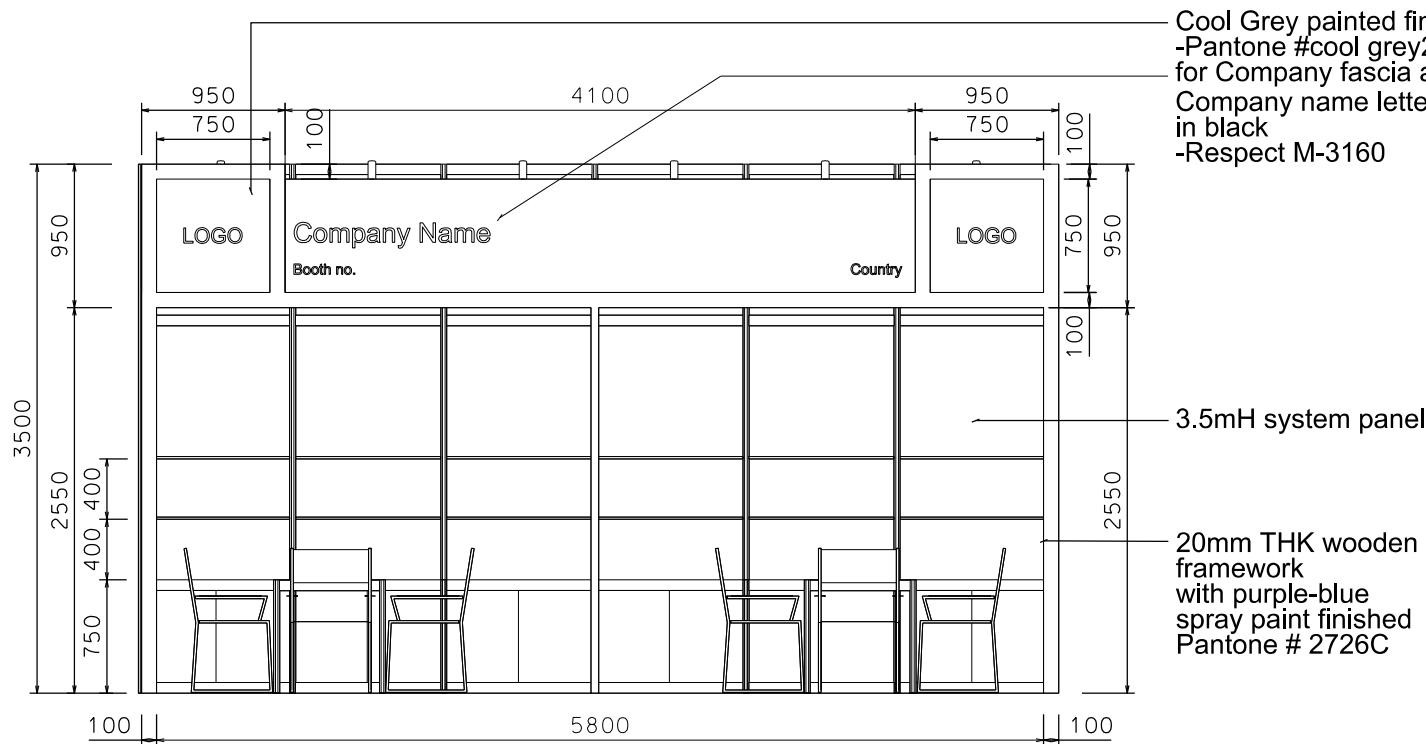
LAYOUT PLAN



PERSPECTIVE

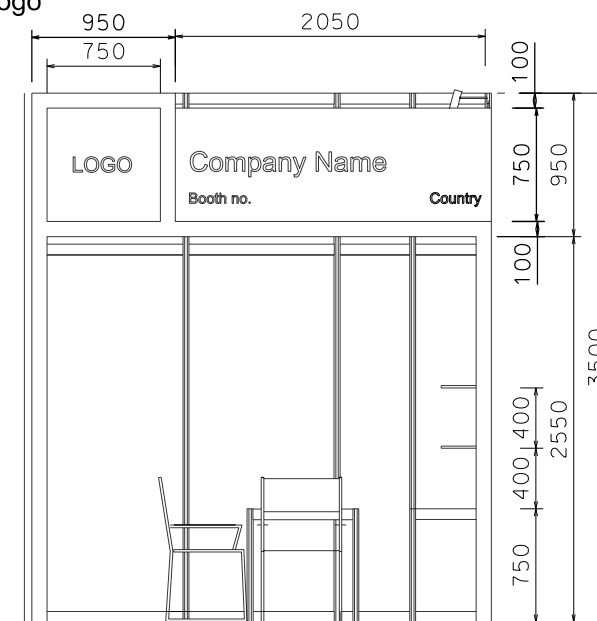


COLOUR PERSPECTIVE (FOR REFERENCE ONLY)



FRONT ELEVATION

Cool Grey painted fin plywd panel
-Pantone #cool grey2C
for Company fascia and Logo
Company name letters in black
-Respect M-3160



SIDE ELEVATION

BOOTH SPECIFICATION			QTY
1	LC	Fixed Lockable cabinet (1000W x 500D x750H) 固定儲物櫃	6
2	FS	Wooden shelf (flat) (1000W x 300D) 陳列架	12
3	TA	Square meeting table (700W x 700D x 750H) 桌子	2
4		Black leather chair 椅子	6
5	▽	13 watt LED lamp spotlight (Yellow Light) set at 3.5mH 13瓦特LED燈膽短臂射燈 (黃光)	6
6	○	13 watt LED lamp longarmed spotlight (Yellow Light) set at 3.5mH 13瓦特LED燈膽長臂射燈 (黃光)	6
7	— — —	Ceiling grid (175mmH) set at 3.4mH 天花橫樑	27m
8	∩	500w Square pin power socket 插座	2
9	(R)	Rubbish Bin 垃圾桶	2
10	[FA]	Company Fascia 公司招牌板	2
11		Carpet (18sqm) 地毯	1

FILE PATH - I:\2021p\1028_Eco_Expo_Asia_21\dgn\Booth\Premium_A_Booth.dgn



NOTES UNLESS OTHERWISE SPECIFIED ALL DIMENSIONS ARE IN MM.

.....
.....
.....

REVISION

DATE:	.
SCALE:	1 : 50 (A3)
DRAWN BY:	..
CHECKED BY:

TITLE
6M x 3M
Premium Booth
(R Corner)
(LT-A-18)

PROJECT
ECO EXPO ASIA
DATE: .

SHEET
LT-A02a